





TEJA RENACIMIENTO

ACABADOS

Natural




Terracota




Santa Ana


Engobe




Engobe Paja



Rojo Óxido




San Cristóbal




Toscana
Antique


Esmalte Mate



Iron Stone




Madera




Negro
Baquelita


Esmalte Brillante




Verde
Botella




Esmalte
Granada



Esmalte
Natural




Tabaco
Claro




Tabaco
Oscuro


Flameado




Flameado
Antique




Flameado
Blanco




Flameado
Guinda




Flameado
Negro



Flameado
Veneto



San Francisco



Santa
Bárbara

Datos Físicos

	cm.	in.
Largo expuesto promedio	40.5	15.94
Ancho expuesto promedio	23.7	9.33

Peso Promedio

	Kilogramos
Peso por teja	3.47
Peso por metro cuadrado	36.43

Piezas por metro cuadrado

	10.5
--	------

Absorción de agua

	4%
--	----

Módulo de ruptura promedio

	450-500 kgf
--	-------------

ACCESORIOS

